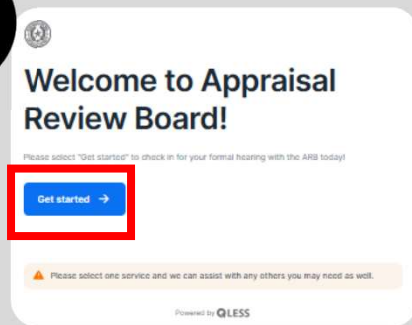


# Check In For Your Virtual Hearing


Follow these steps to check-in for your telephone or videoconference ARB hearing.

1



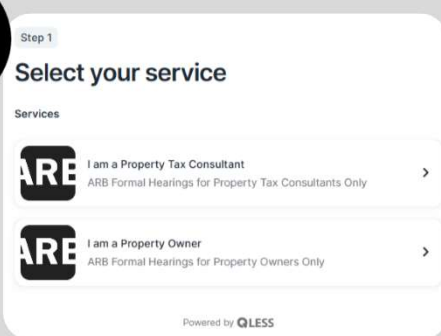
Click on the link provided in your ARB formal hearing notice or scan the included QR code. A welcome screen will appear. Click Get Started.

2



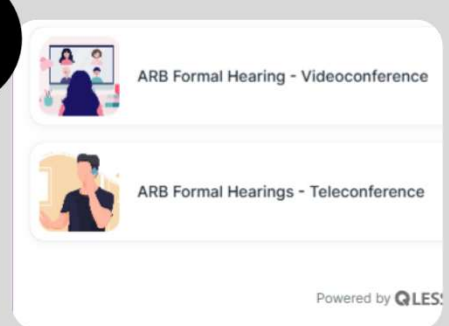
Select Appraisal Review Board.

3



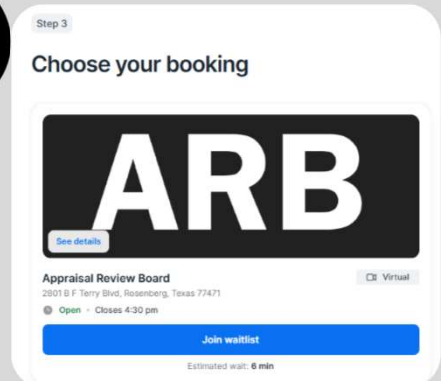
Select if you are a Property Owner or if you are a Property Tax Consultant.

4



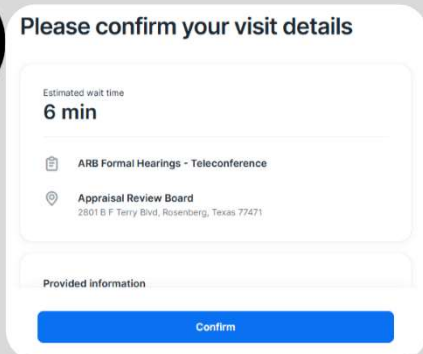
Select Videoconference or Teleconference.  
(If selecting Videoconference, please choose Virtual on the following page. )

5



Select Join Waitlist and then provide all requested information.

6



You are now checked in. Click "Confirm."  
Check your email and phone for updates on your hearing status.




For additional assistance, contact FBCAD  
Communications & Outreach Division at 281-344-8623.

# Attend Your Virtual Hearing

Follow these steps to attend your telephone or videoconference ARB hearing.

1



Check your email and phone for updates on your hearing status.

2

It's your turn to be served! Follow <https://l.app.qless.com/l/fdf5d504> for the details.



Tap to load preview

When prompted, for your video hearing click on the link provided in your text updates, for a telephone hearing standby for a telephone call.

3

#### Important

Your ARB hearing room is now available, please click on the virtual meeting link and join your hearing room now. [Click here to join the virtual](#)

[show more](#)

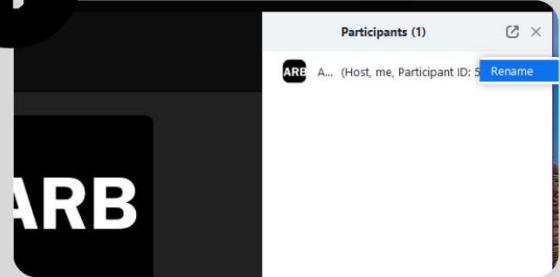


It's your turn! Please join.

 Join meeting

ARB

4



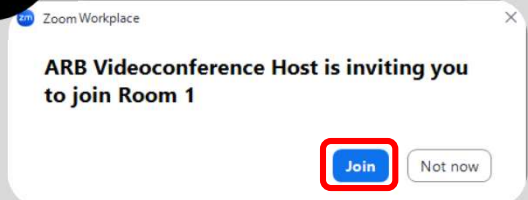
Once admitted to the Zoom virtual lobby, ensure your zoom name matches your Qless name.

5

ARB

Please hold in the virtual lobby until your hearing room becomes available.

6



Once your hearing room is available, please accept the breakout room invitation sent by the host.



For additional assistance, contact FBCAD  
Communications & Outreach Division at 281-344-8623.